

WE ARE
GOING ONLINE!

INTRODUCTION
TO OUR
SCHOOL OPAC

HOW TO ACCESS

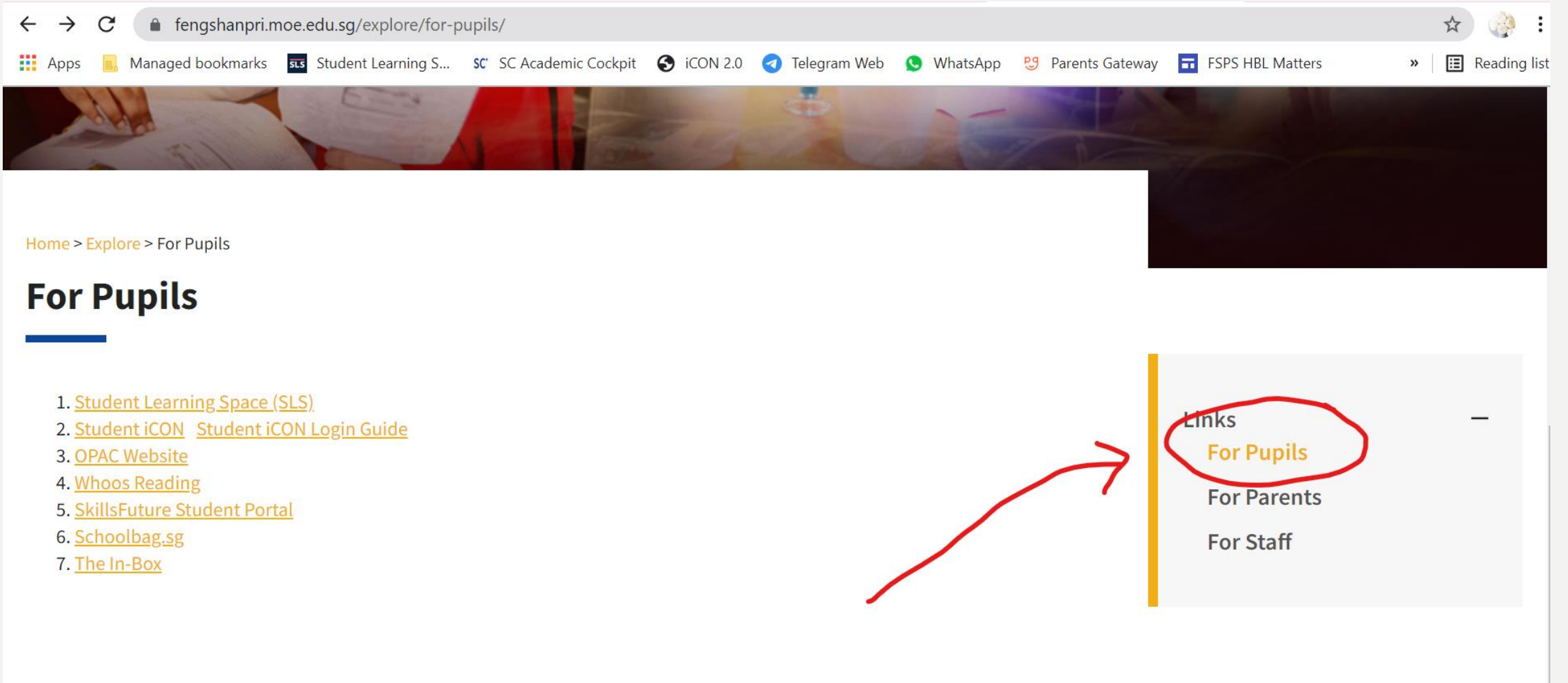


ACCESSING THE SCHOOL OPAC

Go to

<https://schoolibrary.moe.edu.sg/fengshanpri>

Access from our School Website



The screenshot shows a web browser at the URL fengshanpri.moe.edu.sg/explore/for-pupils/. The browser's address bar and a row of bookmarks (Apps, Managed bookmarks, Student Learning S..., SC Academic Cockpit, iCON 2.0, Telegram Web, WhatsApp, Parents Gateway, FSPS HBL Matters) are visible at the top. Below the browser is a banner image of hands writing on paper. The main content area has a breadcrumb trail 'Home > Explore > For Pupils' and a section header 'For Pupils' with a blue underline. To the left of the main content is a list of seven links: 1. [Student Learning Space \(SLS\)](#), 2. [Student iCON](#) [Student iCON Login Guide](#), 3. [OPAC Website](#), 4. [Whoos Reading](#), 5. [SkillsFuture Student Portal](#), 6. [Schoolbag.sg](#), and 7. [The In-Box](#). To the right of the main content is a sidebar menu with a yellow vertical bar on its left. The sidebar has a title 'Links' and three items: 'For Pupils' (highlighted with a red circle), 'For Parents', and 'For Staff'. A red arrow points from the list of links in the main content area to the 'For Pupils' item in the sidebar menu.

Home > Explore > For Pupils

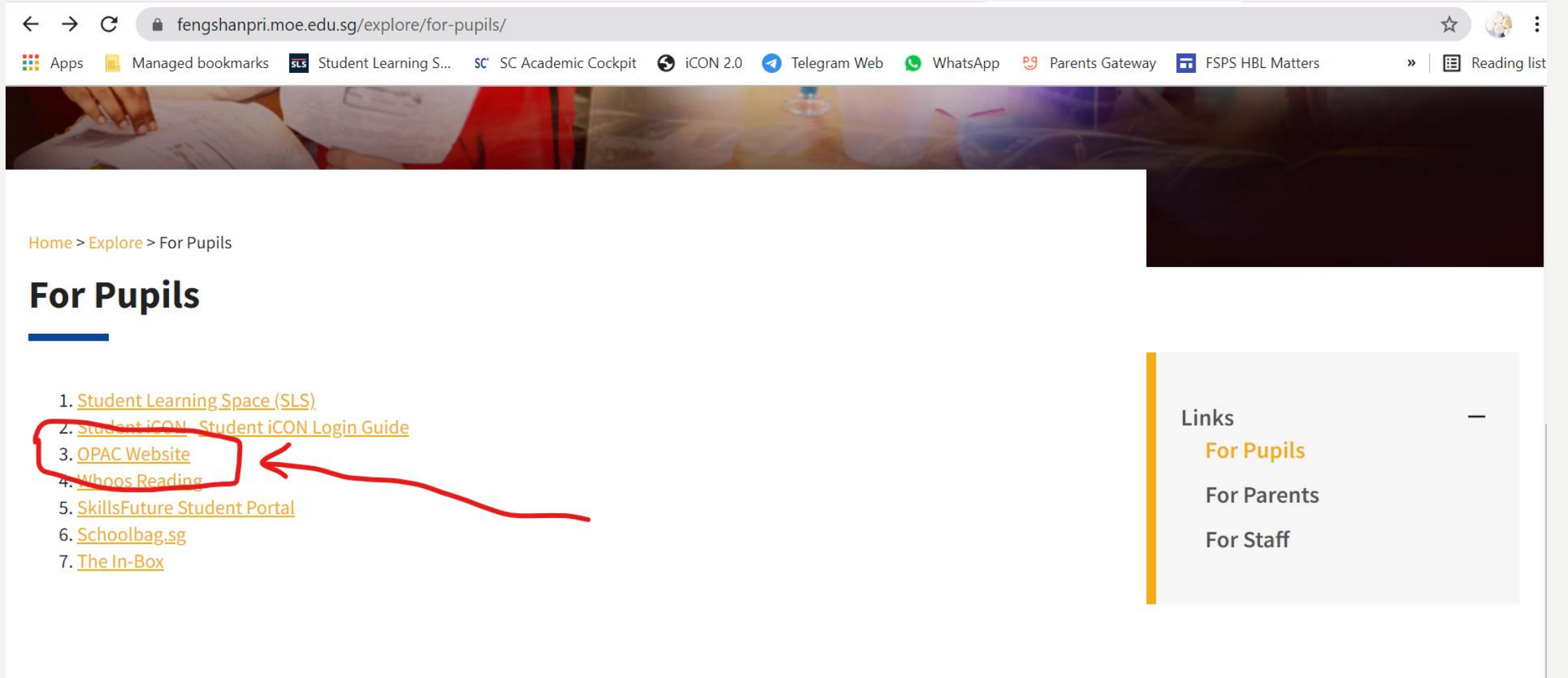
For Pupils

1. [Student Learning Space \(SLS\)](#)
2. [Student iCON](#) [Student iCON Login Guide](#)
3. [OPAC Website](#)
4. [Whoos Reading](#)
5. [SkillsFuture Student Portal](#)
6. [Schoolbag.sg](#)
7. [The In-Box](#)

Links

- For Pupils**
- For Parents
- For Staff

Access from our School Website



← → ↻ fengshanpri.moe.edu.sg/explore/for-pupils/ ☆

Apps Managed bookmarks SLS Student Learning Space SC Academic Cockpit iCON 2.0 Telegram Web WhatsApp Parents Gateway FSPS HBL Matters » Reading list

Home > Explore > For Pupils

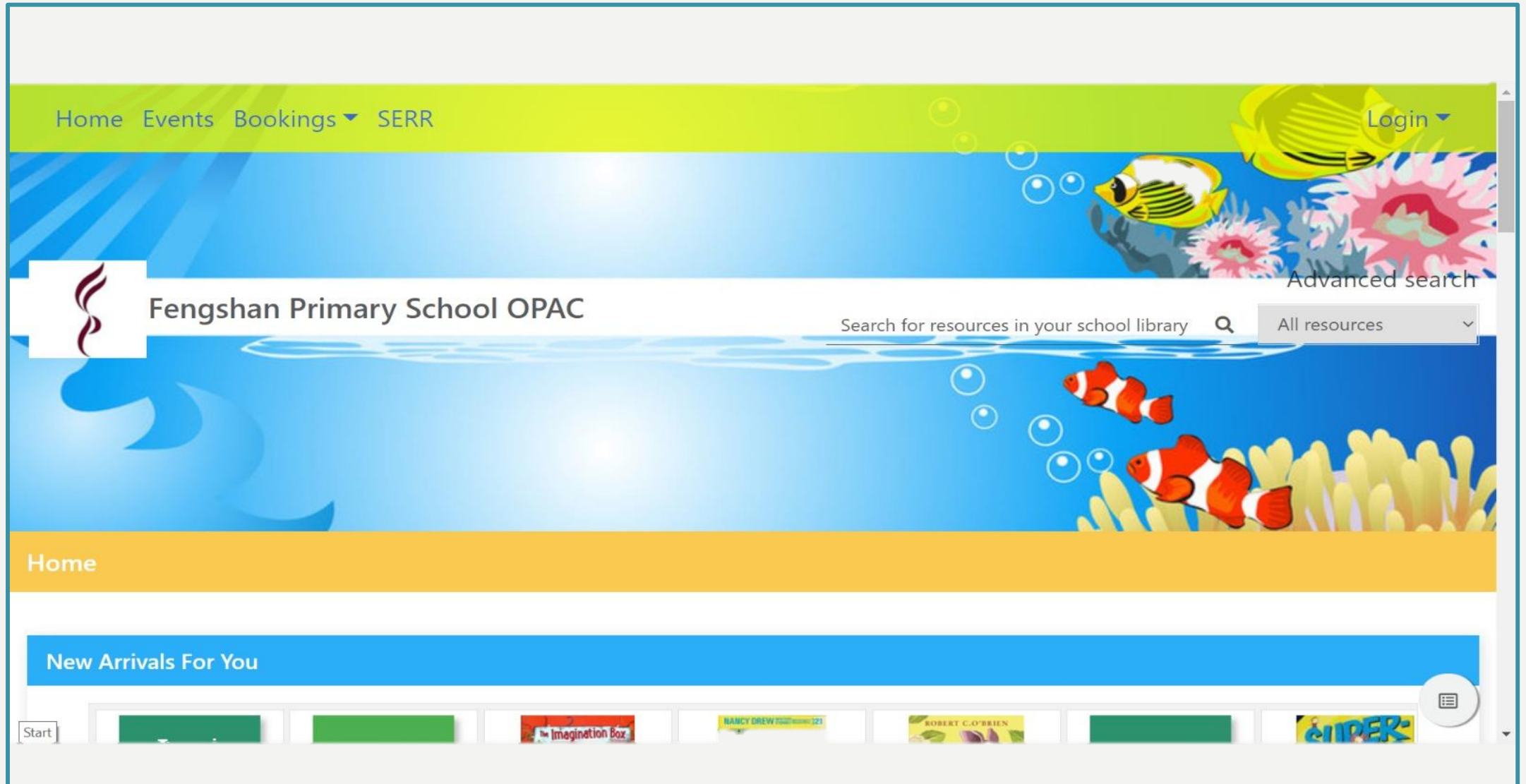
For Pupils

1. [Student Learning Space \(SLS\)](#)
2. [Student iCON - Student iCON Login Guide](#)
3. [OPAC Website](#)
4. [Whoos Reading](#)
5. [SkillsFuture Student Portal](#)
6. [Schoolbag.sg](#)
7. [The In-Box](#)

Links

- For Pupils**
- For Parents
- For Staff

1. INTRODUCING OUR SCHOOL OPAC



WHAT IS OPAC?

- **OPAC** stands for Online Public Access Catalogue.
- Search through the existing school library resources
- Search for books, its availability and borrower's borrowing history
- Find recommendations based on his/her borrowing history.
- Find book recommendations based on the title being searched for.
- Access OPAC at home and in school.
- Quick links to NLB's One Search.

OUR NEW BOOKS SELECTION

Home

New Arrivals For You



春天甜蜜蜜-我有一个小秘密, Chun Tian Ti...
许萍萍, Xu Ping Ping
2016

Books, Manuscripts



Aku Kau & Zombie
Artis-Artis Komik-M
2018

Books, Manuscripts



Laite xiong di
Mikami, Shūhei
2009

Books, Manuscripts



Anne of Avonlea
Montgomery, L.M.
2015

Books, Manuscripts



Nancy Drew
mystery stories ...
Keene, carolyn
1973

Books, Manuscripts



Just Under the
Clouds
Sarno, Melissa
2019

Books, Manuscripts



他们是不会说的 /
Ta men shi bu hu
邓禄星, 1960-
2017

Books, Manuscripts

Show All (779)

Type here to search

DIFFERENT BOOK GENRES FOR YOUR SELECTION

Search Engines to Discover More Resources



Award Winners & Best Sellers



Culture



Fairy Tales



Fantasy



Humour



Mathematics



Mystery



Nature



Picture Books



Poetry



Popular Stories



School Stories



Science



Science Fiction



Singapore Collection





2. THE SCHOOL E-RESOURCE RESPOSITORY (SERR)

Subjects/Topics For You

Adventure and adventurers Animals Asterix (Fictitious character) **Brothers and sisters** Cats **Children** Children's stories Children's stories, Chinese Children's stories, English Children's stories, Malay **Children's stories, Tamil** Chinese adaptation Chinese language Conduct of life **Dinosaurs** Dogs Dragons **Fairies** Fairy tales Family life **Fiction** Folklore **Friendship** **History** Humorous stories Juvenile fiction Juvenile literature **Magic** Mice **Monsters** Mystery and detective stories Obelix (Fictitious character : Uderzo) **Schools** Social life and customs **Stories in rhyme** Tales

School eResource Repository (Explore eBooks, Audiobooks and other resources for your learning!) ✓



School eResource Repository

CLICK HERE

Search Engines to Discover

Award Winners & Best


Culture

Fairy Tales

0

THIS IS E-RESOURCE REPOSITORY (SERR) SECTION


[Home](#) [NLB eReads](#) [Explore, Play, Discover](#) [Explore Nature](#) [Art, Music and Exercise](#) [Explore Math](#)



School eResource Rep


Home

Recommended Readings for You




Click here for some recommended readings

Discover a Whole New World



Audiobooks



Get Creative at Home

- Settle down with a story
- Drawing Willy Wonka
- Drawing Oompa-Loompa

Ready for Fun Facts?

- Why do shooting stars fall?
- Why do babies lose teeth?
- Where do dreams come from?

Experiment with Science

- How to make a volcano
- How to pop a balloon
- How to make a lava lamp

Have Fun with Math

- Area
- Long division
- Simplifying fractions
- Converting fraction
- Comparing fractions
- Factoring

Have Fun with English

- Learn to communicate
- Learn to pronounce
- Learn to greet
- By Idioms
- Master the tenses

Have Fun with Science

- Placing eggs
- Before breakfast
- Bouncy egg
- Testing the water

Live Healthy

SCHOOL E-RESOURCE REPOSITORY (SERR)

- Provides easy access to online resources to promote recreational reading as well as support learning for students across various subject areas.
- Categorised by subject genres.
- A variety of e-Resources has been made available. These include:
 - videos
 - audio books
 - e-books
 - e-magazines
 - e-newspapers and
 - online articles

STEP 1

HOW TO MAKE BOOK RESERVATION(S)

The screenshot shows a library website's login interface. A dark teal header bar contains a red circle with the number '1' next to a 'Login' button with a dropdown arrow. Below the header, a search bar is labeled 'Search by keyword'. A light gray login modal is centered on the page. It has a title 'Login using your library account'. The first field is 'Borrower ID or username:' with the value 'Q1911874A' entered; a red circle with the number '2' is next to the input box. Below this is a note: 'Your borrower ID is the barcode from your library card.' The second field is 'Password:' with masked dots; a red circle with the number '3' is next to the input box. Below this is a note: 'The password should be at least 12 characters long and should contain upper case [A-Z], lower case [a-z], numbers [0-9] and special characters [!, \$, #, %, etc].'. The third field is a reCAPTCHA box with a green checkmark icon and the text 'I'm not a robot'; a red circle with the number '4' is next to the box. To the right of the reCAPTCHA is a 'reCAPTCHA Privacy - Terms' link. At the bottom of the modal is a blue 'Login' button with a red circle and the number '5' next to it. Below the button is a link 'Forgot your password?'. The background of the website shows a chess piece and a 'Find out more' link.

- 1. Click on Login
- 2. Key in Username : BC/IC number
- 3. Key in your Password : Moe@DDMMYYYYY
(Date of Birth)
- 4. Tick ✓ the box (I'm not a robot)
- 5. Click Login

Step 2

UPON SUCCESSFUL LOGIN, THE SYSTEM WILL PROMPT YOU TO:

Home > Password change required

You must update your password to continue with login.

Borrower ID: Q1911874A

* Current Password:

You must enter your current password to allow the update to proceed.

* New Password:

The password should be at least 12 characters long and should contain upper case [A-Z], lower case [a-z], numbers [0-9] and special characters [!, \$, #, %, etc].

* Confirm Password:

Clear

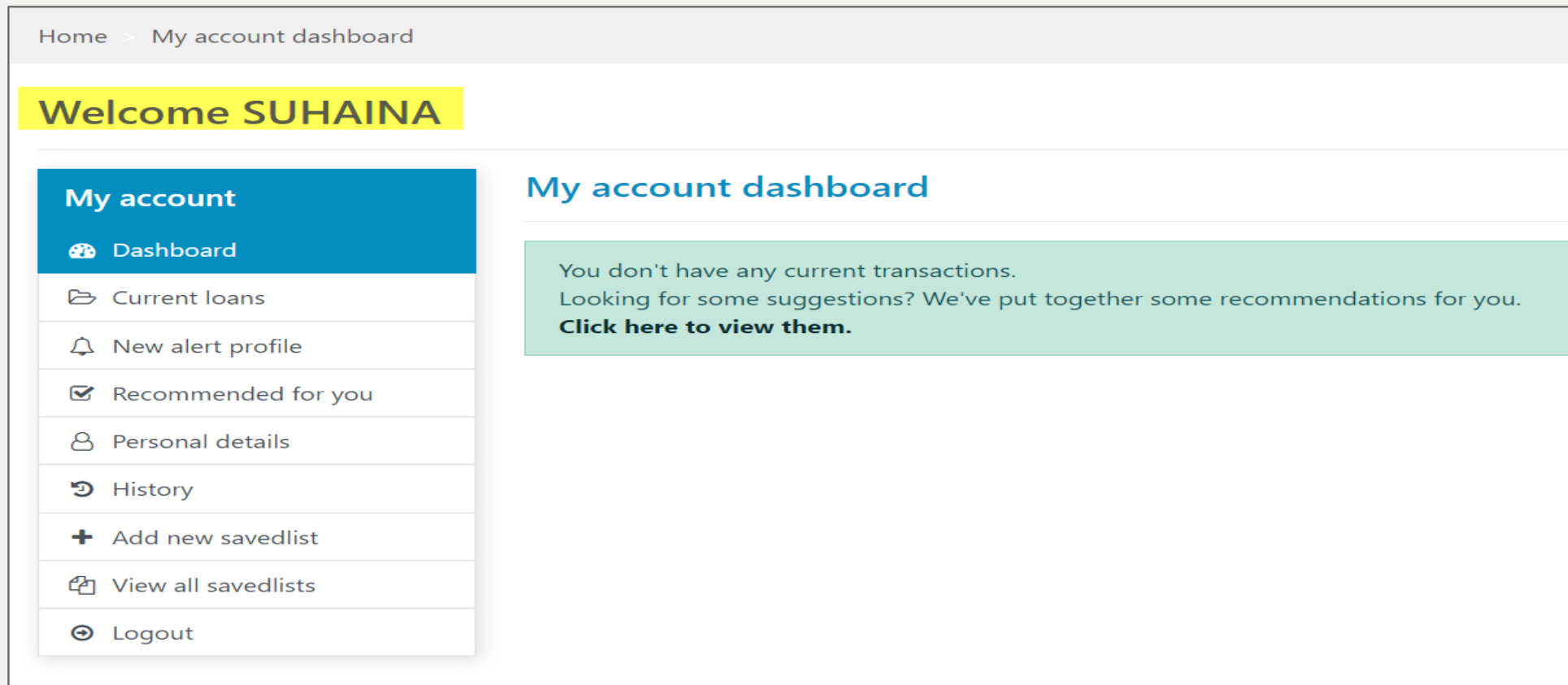
The screenshot shows a web form for password change. At the top, a breadcrumb trail reads 'Home > Password change required'. Below this is a green message box stating 'You must update your password to continue with login.' The form contains three main input sections: 'Borrower ID' with the value 'Q1911874A', '* Current Password' with a masked input field, and '* New Password' with a masked input field. Below the new password field is a yellow-highlighted password policy note: 'The password should be at least 12 characters long and should contain upper case [A-Z], lower case [a-z], numbers [0-9] and special characters [!, \$, #, %, etc].' A fourth section, '* Confirm Password', has a masked input field. At the bottom right are 'Clear' and 'Continue' buttons. Red arrows and numbers point to specific elements: arrow 6 points to the 'Current Password' field; arrow 7 points to the 'New Password' field; and arrow 8 points to the 'Continue' button.

6. Key in your current password.
(MOE@.....)
7. Key in both **New** password and **Confirm** password.
8. Click Continue to save your new password.

Once you have completed the step-by-step guide, you are now logged in to OPAC.

WELCOME YOU ARE NOW READY TO USE OPAC.

- EXAMPLE OF SUCCESS LOGIN



LOGIN ISSUES?

Go to Fengshan Cove to see
Mdm Mastura our School Library
Assistant.

Students can also borrow without logging in OPAC. They can choose:

Option A : Fill-up the form (see link below) and submit it to Librarian.

<https://for.edu.sg/fsps-lib-borrowform>

Option B : Write on a piece of paper

- Student Name & Class

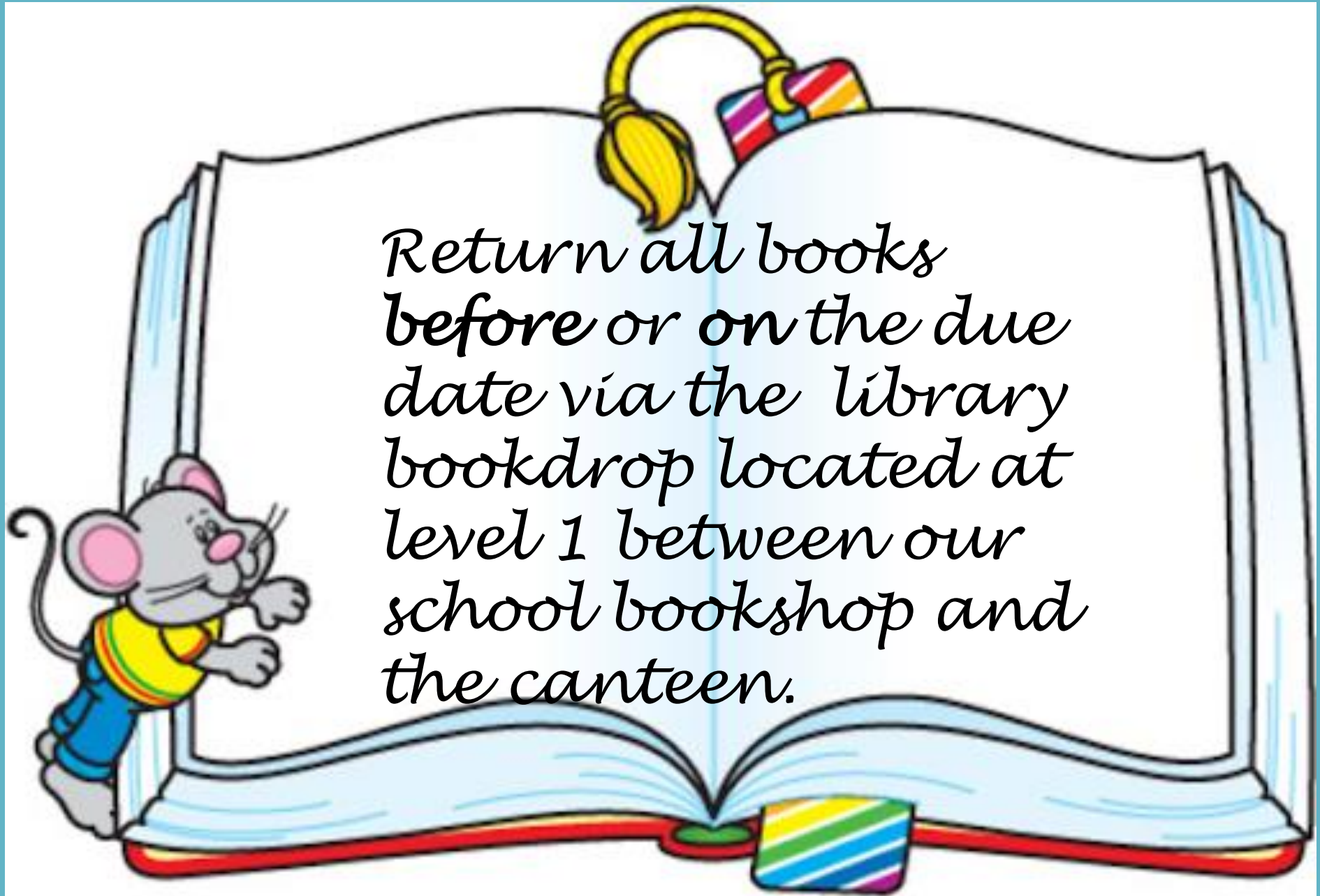
- Book Title/Author

Hand-over to Form Teacher or Librarian

Teachers can place it in Librarian pigeon hole.

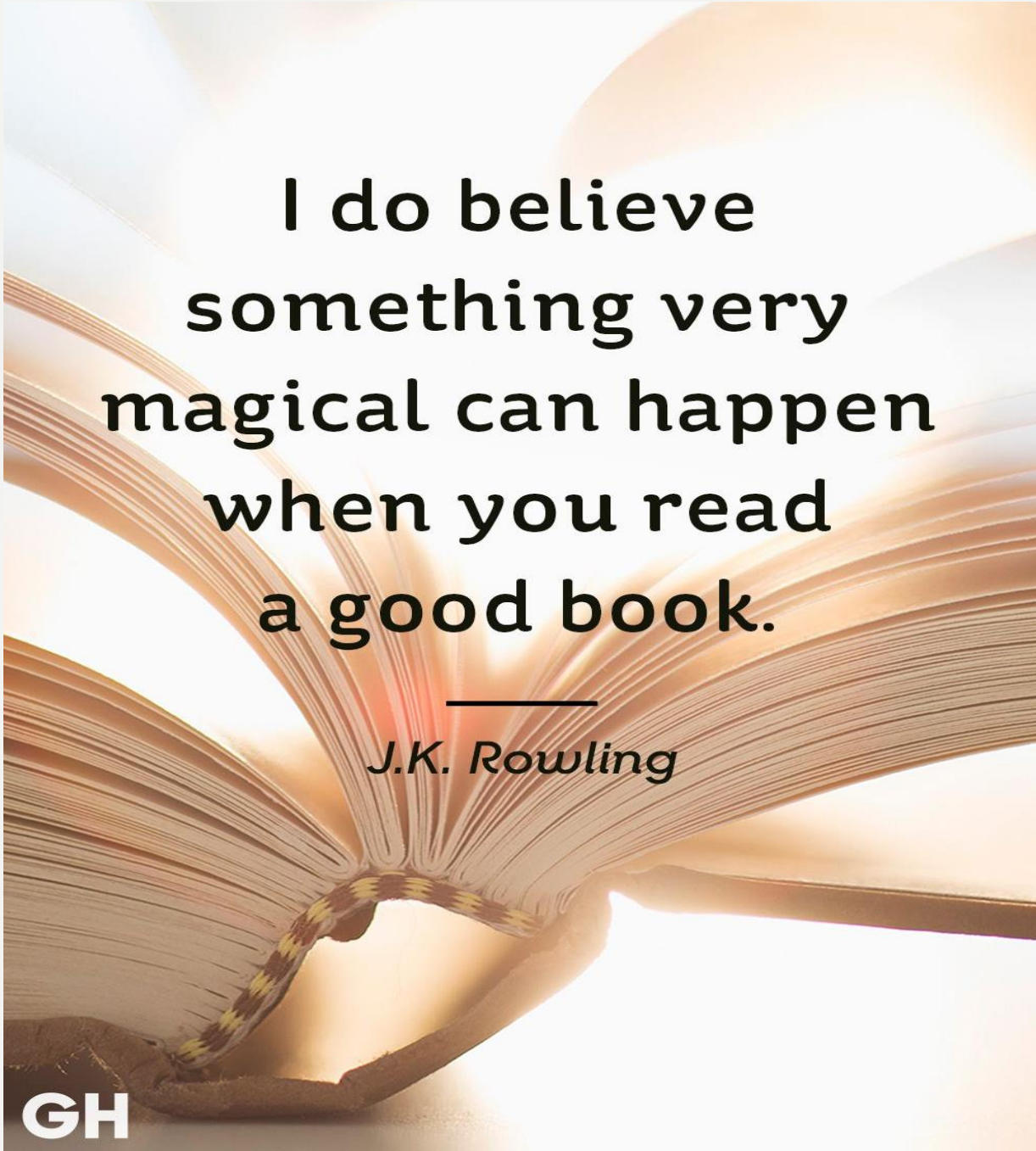


YOUR BOOKS
WILL BE
DELIVERED
TO YOUR
CLASSROOM
UPON
SUCCESSFUL
RESERVATION(S)!



Return all books
before or on the due
date via the library
bookdrop located at
level 1 between our
school bookshop and
the canteen.

**Happy
Reading!**

An open book is shown from a top-down perspective, with its pages fanned out. The pages are a warm, yellowish-brown color, suggesting age. The book is open to a section with many pages, and the text is centered over the pages. The background is a soft, out-of-focus light yellow.

**I do believe
something very
magical can happen
when you read
a good book.**

J.K. Rowling